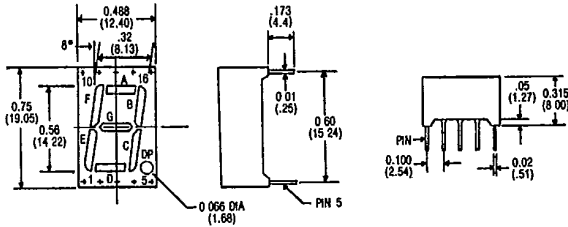


SINGLE DIGIT SEVEN SEGMENT DISPLAY

0.56" DIGIT SIZE - R.H.D.P.

T-41-33

PART NO.	PEAK WAVE-LENGTH λ P (nm)	EMITTED COLOR	MAXIMUM RATINGS					OPTO-ELECTRICAL CHARACTERISTICS						Pin-Out	
			I _F (mA)	V _R (V)	P _D (mW)	T _{opr} (°C)	T _{stg} (°C)	V _F (V)			I _R (μA)		I _v (μcd)		
								typ.	max.	@ mA	max.	@ V _R	typ. per seg.		@ mA
MTN1156-ASR	655	Red	25	3	100	-40 ~ 85	-55 ~ 100	1.7	2.0	20	100	3	500	10	1
MTN2156-AG	567	Green	25	5	85	-40 ~ 85	-55 ~ 100	2.1	3.0	20	100	5	1850	10	1
MTN4156-AO	635	Orange	25	5	85	-40 ~ 85	-55 ~ 100	2.1	3.0	20	100	5	2000	10	1
MTN4156-AHR	635	Hi-Eff Red	25	5	85	-40 ~ 85	-55 ~ 100	2.1	3.0	20	100	5	2000	10	1
MTN1156-CSR	655	Red	25	3	100	-40 ~ 85	-55 ~ 100	1.7	2.0	20	100	3	500	10	2
MTN2156-CG	567	Green	25	5	85	-40 ~ 85	-55 ~ 100	2.1	3.0	20	100	5	1850	10	2
MTN4156-CO	635	Orange	25	5	85	-40 ~ 85	-55 ~ 100	2.1	3.0	20	100	5	2000	10	2
MTN4156-CHR	635	Hi-Eff Red	25	5	85	-40 ~ 85	-55 ~ 100	2.1	3.0	20	100	5	2000	10	2



PINOUT 1

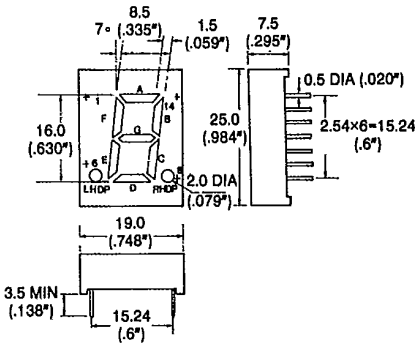
- PIN # FUNCTION
- 1. CATHODE E
- 2. CATHODE D
- 3. COMMON ANODE
- 4. CATHODE C
- 5. CATHODE DP
- 6. CATHODE B
- 7. CATHODE A
- 8. COMMON ANODE
- 9. CATHODE F
- 10. CATHODE G

PINOUT 2

- PIN # FUNCTION
- 1. ANODE E
- 2. ANODE D
- 3. COMMON CATHODE
- 4. ANODE C
- 5. ANODE DP
- 6. ANODE B
- 7. ANODE A
- 8. COMMON CATHODE
- 9. ANODE F
- 10. ANODE G

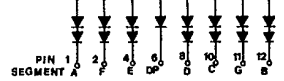
0.63" DIGIT SIZE - L.H.D.P.

PART NO.	PEAK WAVE-LENGTH λ P (nm)	EMITTED COLOR	MAXIMUM RATINGS					OPTO-ELECTRICAL CHARACTERISTICS						Pin-Out	
			I _F (mA)	V _R (V)	P _D (mW)	T _{opr} (°C)	T _{stg} (°C)	V _F (V)			I _R (μA)		I _v (μcd)		
								typ.	max.	@ mA	max.	@ V _R	typ. per seg.		@ mA
MTN1163-ASR	655	Red	25	6	100	-40 ~ 85	-55 ~ 100	3.4	4.0	20	100	6	750	10	1
MTN2163-AG	567	Green	25	10	85	-40 ~ 85	-55 ~ 100	4.2	6.0	20	100	10	2800	10	1
MTN4163-AO	635	Orange	25	10	85	-40 ~ 85	-55 ~ 100	4.2	6.0	20	100	10	3000	10	1
MTN4163-AHR	635	Hi-Eff Red	25	10	85	-40 ~ 85	-55 ~ 100	4.2	6.0	20	100	10	3000	10	1
MTN1163-CSR	655	Red	25	6	100	-40 ~ 85	-55 ~ 100	3.4	4.0	20	100	6	750	10	2
MTN2163-CG	567	Green	25	10	85	-40 ~ 85	-55 ~ 100	4.2	6.0	20	100	10	2800	10	2
MTN4163-CO	635	Orange	25	10	85	-40 ~ 85	-55 ~ 100	4.2	6.0	20	100	10	3000	10	2
MTN4163-CHR	635	Hi-Eff Red	25	10	85	-40 ~ 85	-55 ~ 100	4.2	6.0	20	100	10	3000	10	2



MTN1163-ASR

PIN 3.5.9.14
COMMON ANODE



PINOUT 1

- PIN NO. FUNCTION
- 1. A CATHODE
- 2. F CATHODE
- 3. COMMON ANODE
- 4. E CATHODE
- 5. COMMON ANODE
- 6. LHDP CATHODE
- 7. NO PIN
- 8. D CATHODE
- 9. COMMON ANODE
- 10. C CATHODE
- 11. G CATHODE
- 12. S CATHODE
- 13. NO PIN
- 14. COMMON ANODE

PINOUT 2

- PIN NO. FUNCTION
- 1. A ANODE
- 2. F ANODE
- 3. COMMON CATHODE
- 4. E ANODE
- 5. COMMON CATHODE
- 6. LHDP ANODE
- 7. NO PIN
- 8. D ANODE
- 9. COMMON CATHODE
- 10. C ANODE
- 11. G ANODE
- 12. S ANODE
- 13. NO PIN
- 14. COMMON CATHODE